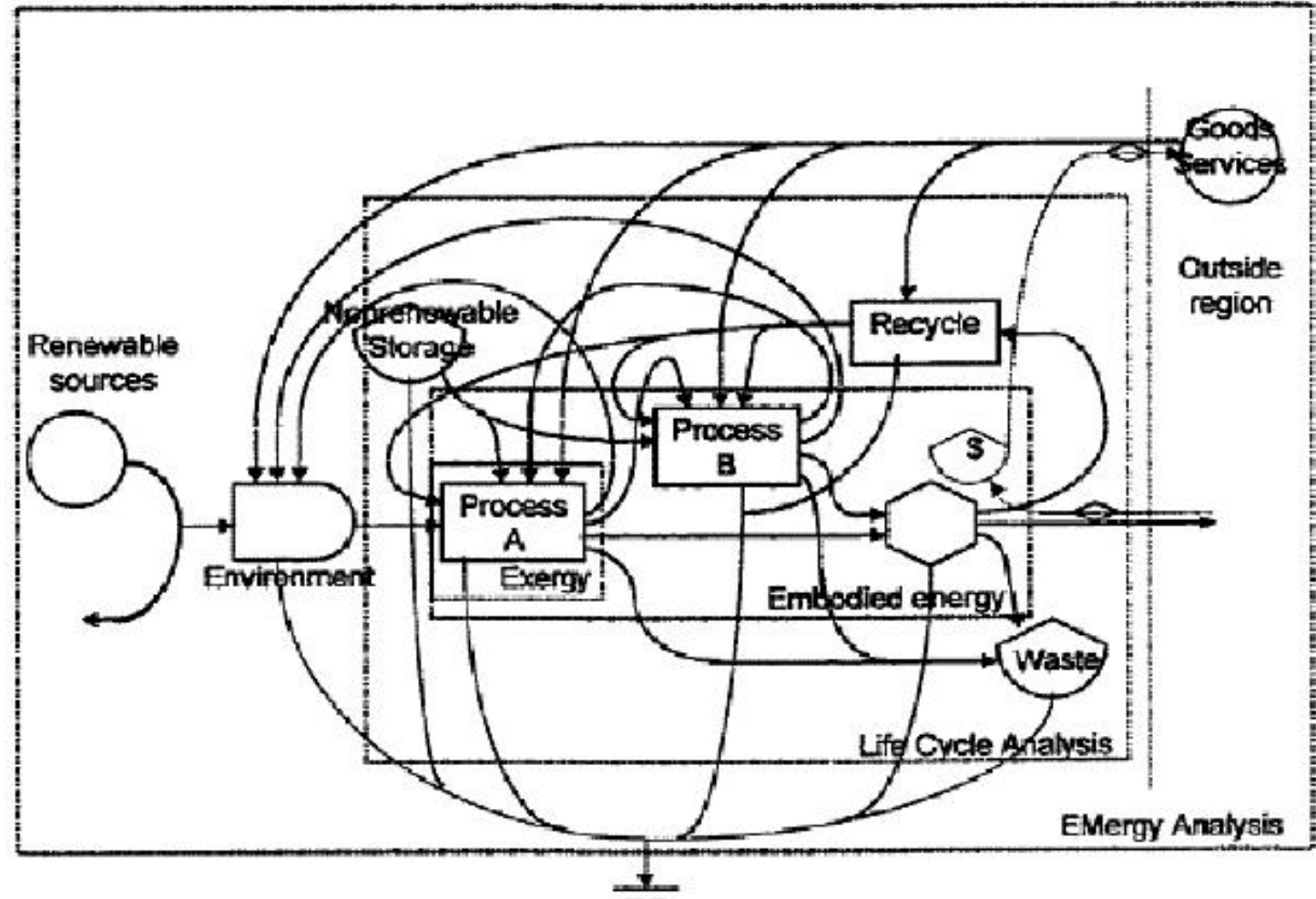


WP2 Energy need and energy resources

2.1 Analysis methods, assumptions, and definitions


Methods:

- Exergy -
- Embodied energy -
- Life cycle -
- Emergy - analysis



Buranakarn, V., 1998. Evaluation of recycling and reuse of building materials using the emergy analysis method. Ph.D. Dissertation. University of Florida. 279 p.

Energy **input** and **output** of bio-diesel production kWh m⁻² year⁻¹



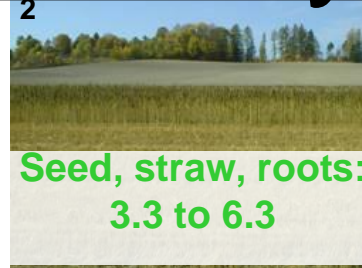
insolation: 900

+



cultivation: 0.3 to 0.8

=



picture courtesy:

1 Timo Lötjönen

2 Winfried Schäfer

3 MTT:n kuvatietokannan tekijät

4 Frederik Teye




+



Extraction: 0.1

=



+



+



Heat and power:
0.03 to 0.15

=



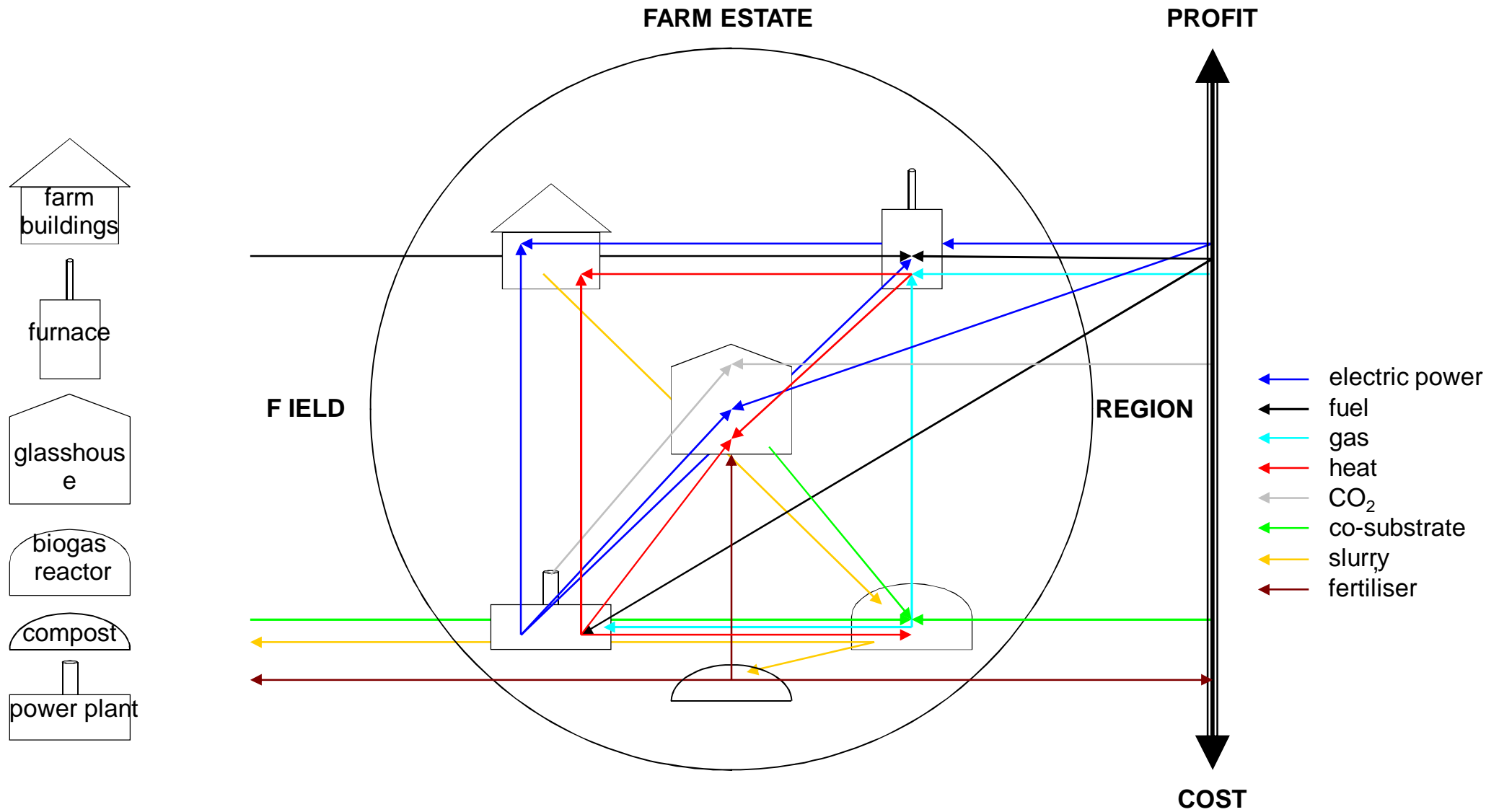
Dairy:
0.2



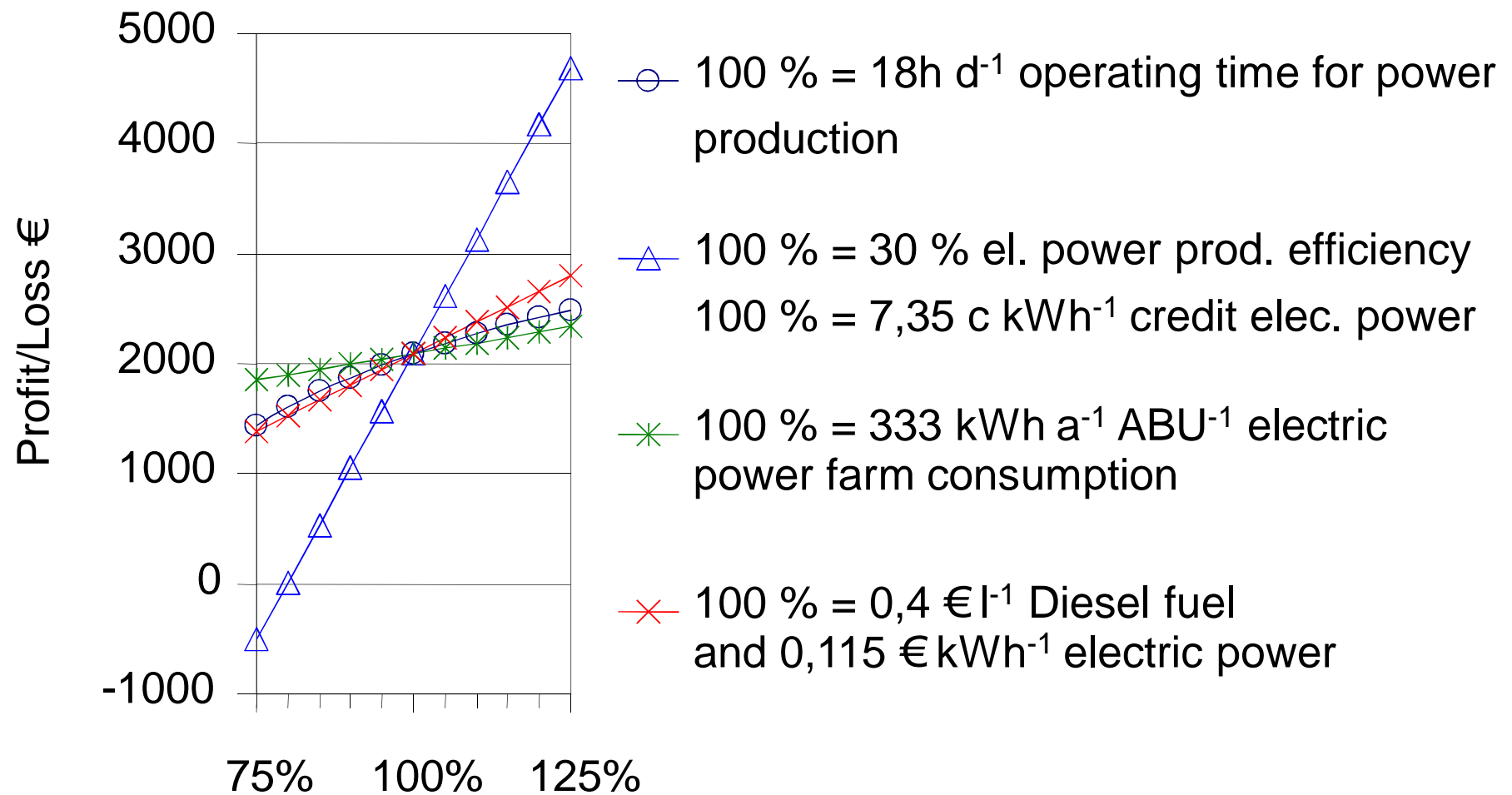
Esterification:
0.1 to 0.2

=

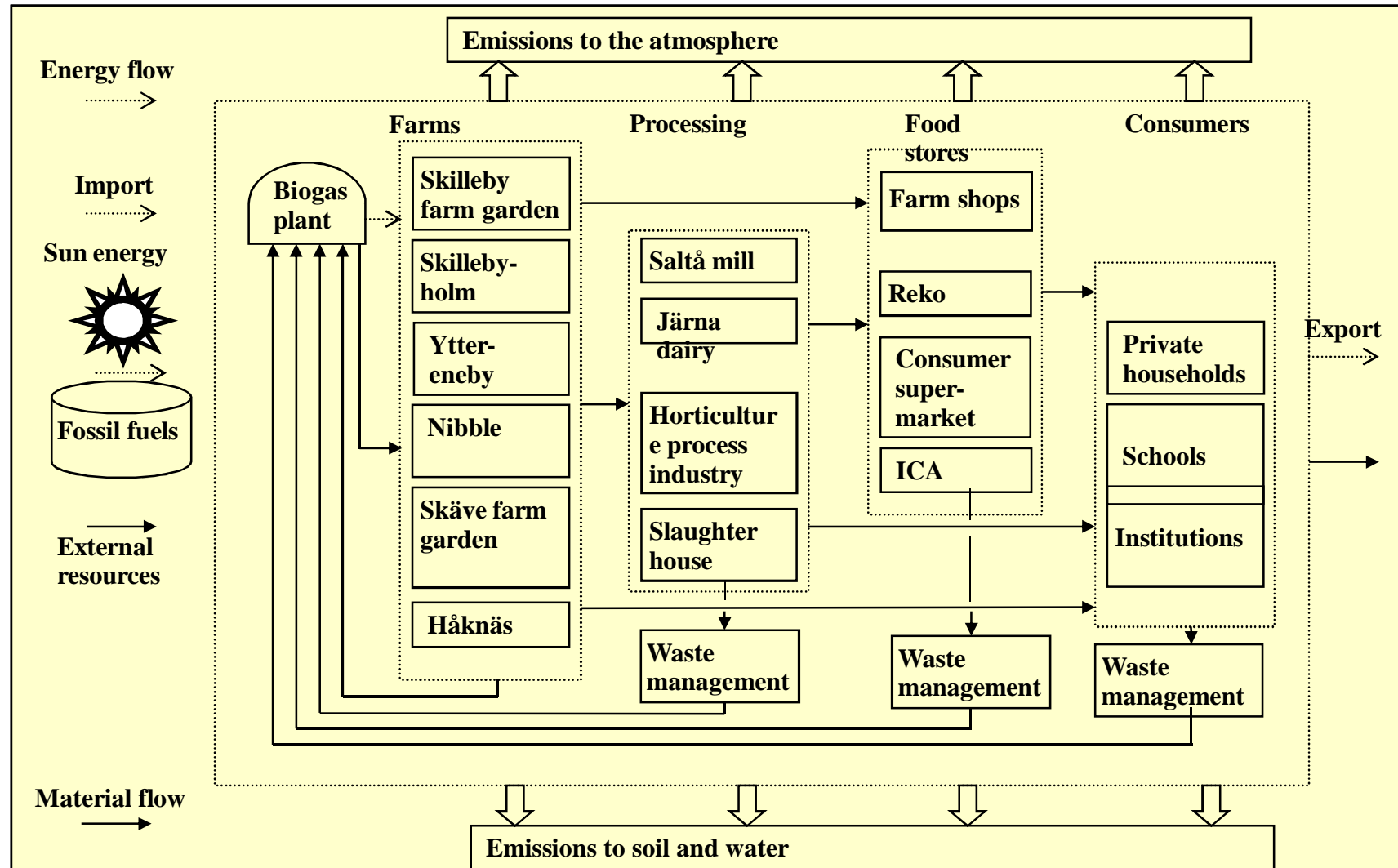
On-farm material and energy flow



Sensitivity analysis of power production from biogas



Baltic Ecological Recycling Agriculture and Society (BERAS)



Source: Granstedt <http://www.jdb.se/beras/> BERAS- Baltic Ecological Recycling Agriculture and Society

ENPOS

Winfried Schäfer MTT

WP3 Energy saving of case farms

3.4 Improving of working methods and chains, land use

Specialised agricultural production. Typical crop production farm.

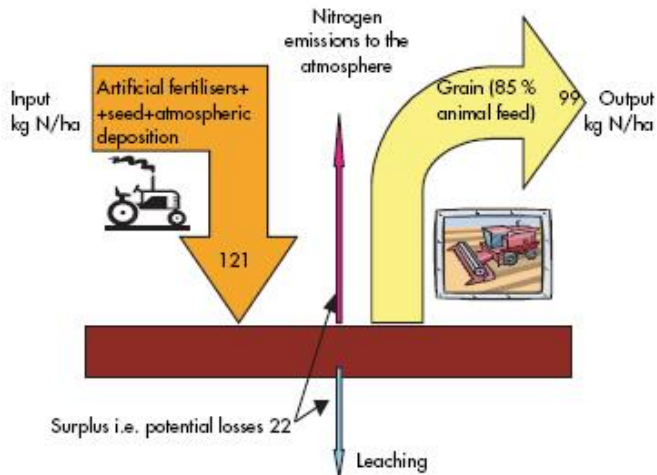


Figure 7. Plant nutrient (N) flows, in kg/ha and year, for a specialised cereal crop farm in Skaraborg county with no animal units per ha (Granstedt, 2000).

Less specialised agricultural production. An ERA dairy farm. Yttereneby-Skilleby 2002–2003.

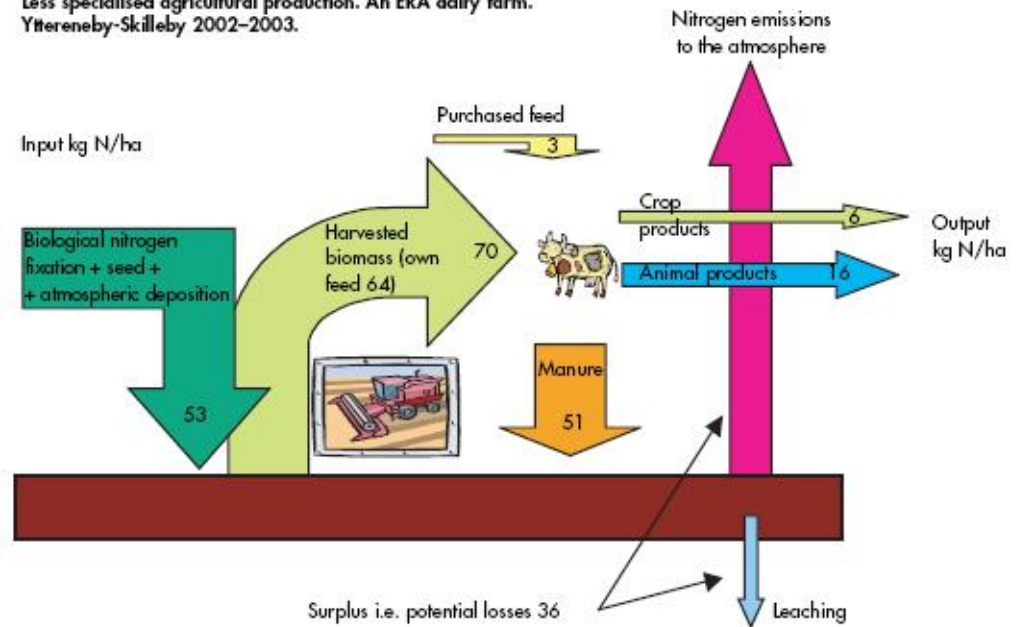


Figure 12b. Plant nutrient (N) flows, in kg/ha and year, calculated in 2002 and 2003 for the ecological recycling agriculture (ERA) farm Yttereneby-Skilleby, farmed biodynamically since 1967. Detailed plant nutrient calculations are presented in Figure 16 in the Appendix.

Specialised agricultural production. Typical animal production farm.

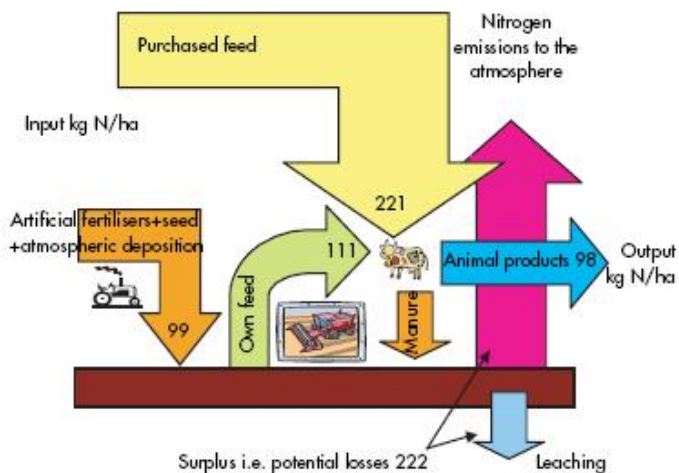


Figure 8. Plant nutrient (N) flows, in kg/ha and year, for a specialised (swine + dairy) animal production farm in Blekinge county, 50 ha, 15 dairy cows, 10 sows and 680 fattening pigs. The animal density, about 2 animal units per ha, is three times higher than can be fed with own fodder (Granstedt, 1992). This high density was allowed in Sweden before 1995 and it is still allowed in the other BERAS countries.

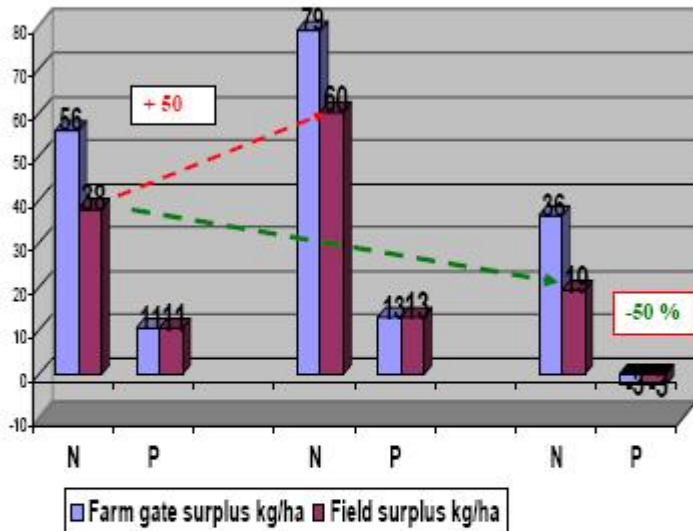
<http://www.jdb.se/beras/files/Beras2.pdf>

WP3 Energy saving of case farms

3.1.1 Nutrient recycling, composting, waste

Agric. of today Conv scen. ERA scen

Road choice for the Agriculture of tomorrow
- the Baltic Sea Catchment Area



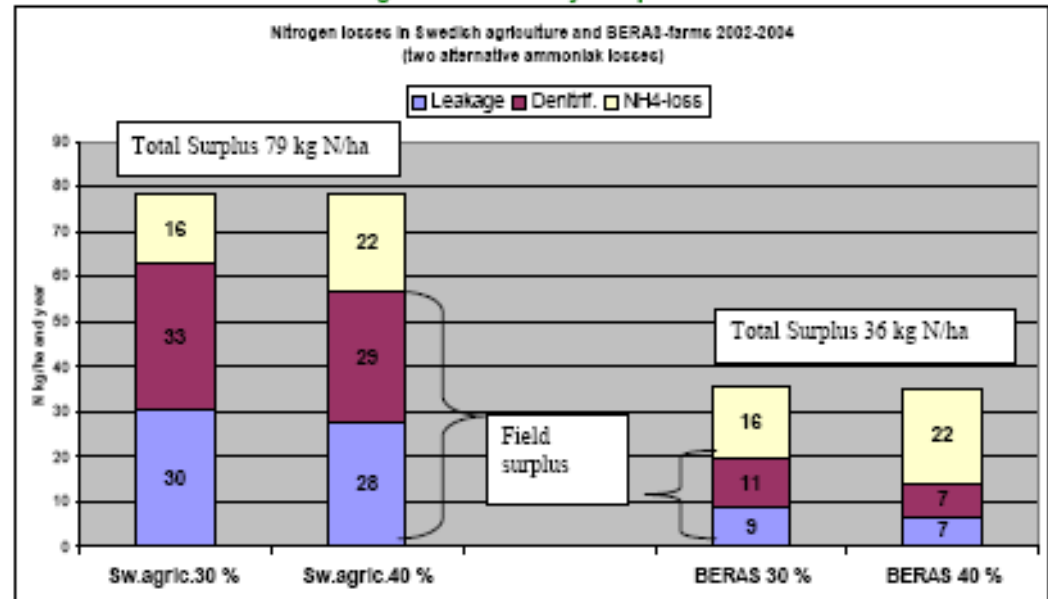
If conventional agriculture, like Sweden's, is introduced to the Baltic countries, the nitrogen output into the Baltic Sea may increase by 50%.

If, however, the Baltic Sea catchments area converts to ERA, the studies show the nitrogen output will decrease by 50%.

In the ERAS-scenario with adapted fodder and animal production there will be no surplus of Phosphorus.

Findings of the BERAS Interreg IIB project:

Conventional Swedish agriculture of today compared with BERAS-farms 2002



- 2004

<http://www.jdb.se/beras/default.asp?page=59>

Artur Granstedt, Thomas Schneider, Pentti Seuri, and Olof Thomsson 2008. Ecological Recycling Agriculture to Reduce Nutrient Pollution to the Baltic Sea Biological Agriculture and Horticulture, 2008, Vol. 26, pp. 279-307

In EE: Center for Ecological Engineering in Tartu, JV Jannseni 4, EE - 510 05 Tartu,

Merit Mikk ph. +372 7 422 051